


A-Type_ Standard Room ID



AW (Room ID w/ insert window)



AV (Room ID w/ vinyl text)

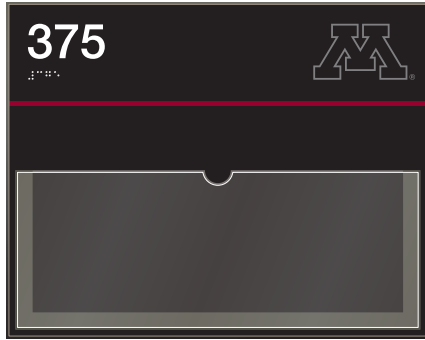


AV (Room ID w/ vinyl text)



AT (Room ID w/ tactile text)

S-Type_ Suite ID



SW (Suite ID w/ insert window)



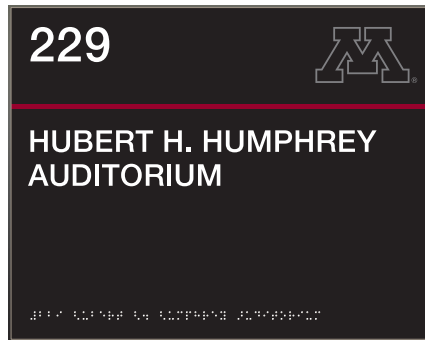
SV (Suite ID w/ vinyl text)



SV (Suite ID w/ vinyl text)



SW+V (Suite ID w/ insert window & optional text)



ST (Suite ID w/ tactile text)



S-Custom (Suite ID-Custom)

R-Type_ Restroom ID



RR+HA (Restroom ID - Accessible)

RR + RXS (Restroom ID w/ closest accessible restroom addition)[shown @ right]



RW+HA (Women's Restroom ID - Accessible)



RM+HA (Men's Restroom ID - Accessible)


PG-Type_ Page Insert Holders




PG-Custom (Custom room ID w/ insert window)



PG-V (Vertical full page insert holder)



PG-H (Horizontal full page insert holder)



PG-0.5 (Half page insert holder)

ResH-Type_

Residence Hall/Designated Room ID



ResH-Sm (Residence Hall ID - Small)



ResH-Lrg (Residence Hall ID - Large)
ResH-Info (Location ID - denotes area/room)

EXIT-Type_ Exit/Safety ID



EXIT-Only (Exit Only door ID)



EXIT (Exit ID)

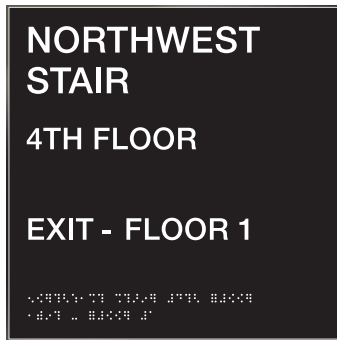


EXIT-FlrID (Exit floor ID + Fire Exit)



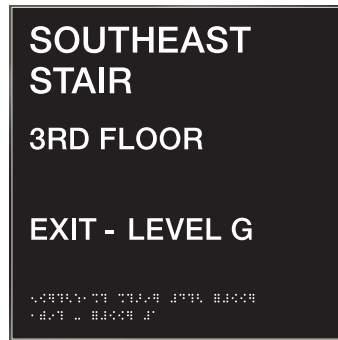
EXIT-Alarm (Emergency exit alarm ID)

StrW-Type_ Stairwell ID



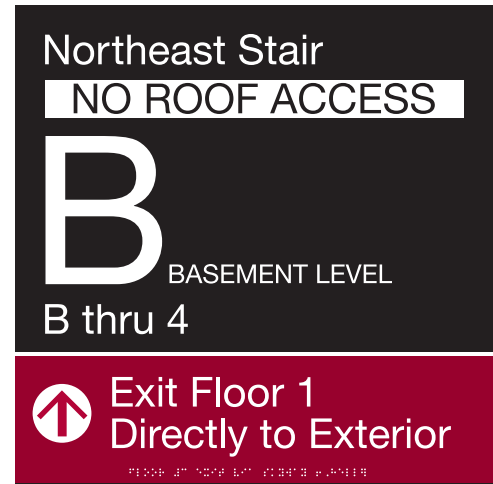
StrW (Stairwell ID)

StrW + StrW-XS (Stairwell ID w/ nearest accessible elevator addition)(shown @ right)

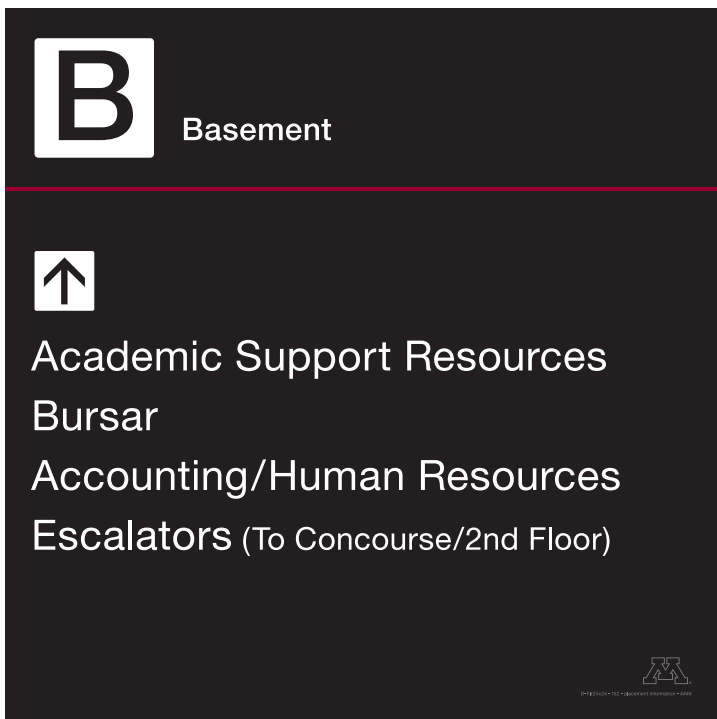


StrW-Flr (Stairwell floor level ID)

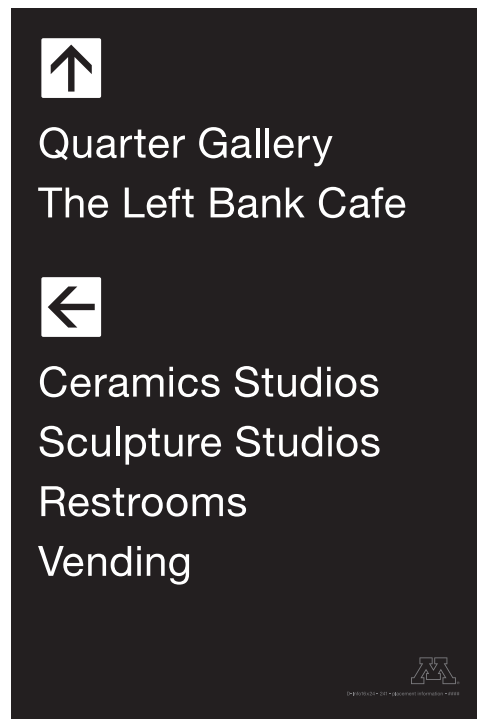
StrW-FC (Stairwell fire code sign)(shown @ right)



D-Type_ Directional & Informational Signage



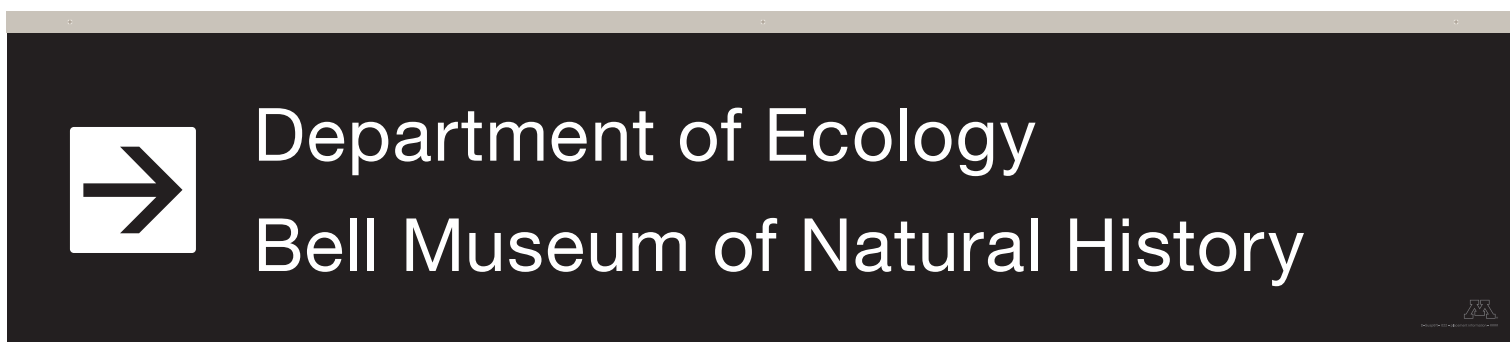
D-Flr24x24 (Directional with floor identification)



D-Info16x24 (Informational directional)



D-Info16x16 (Informational directional)



D-Susp6ft (Suspended overhead directional; 6ft & 8ft sizes available (8ft for heavy text OR multiple directions))